

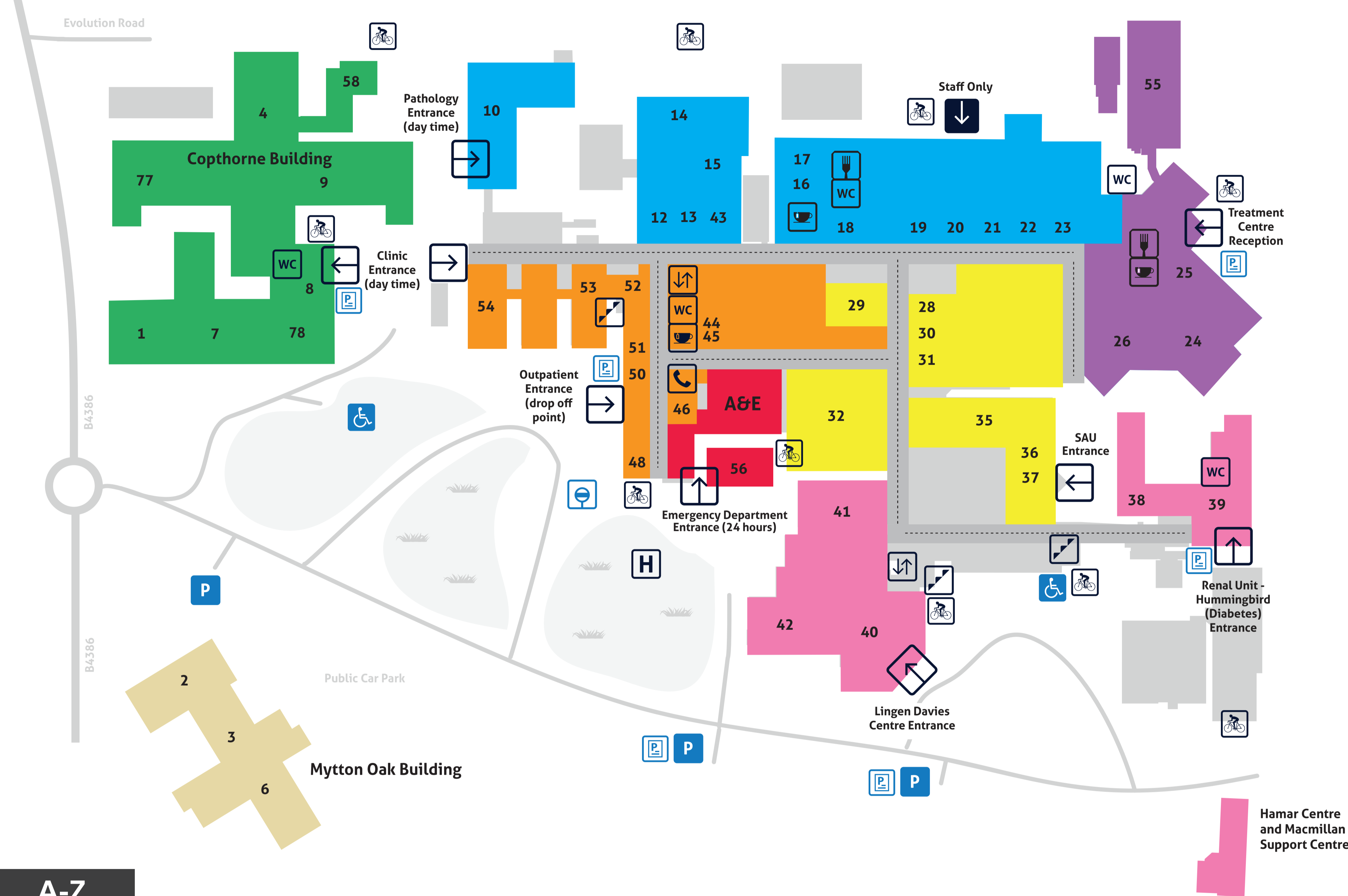
Welcome to the Royal Shrewsbury Hospital

The Shrewsbury and Telford Hospital NHS Trust

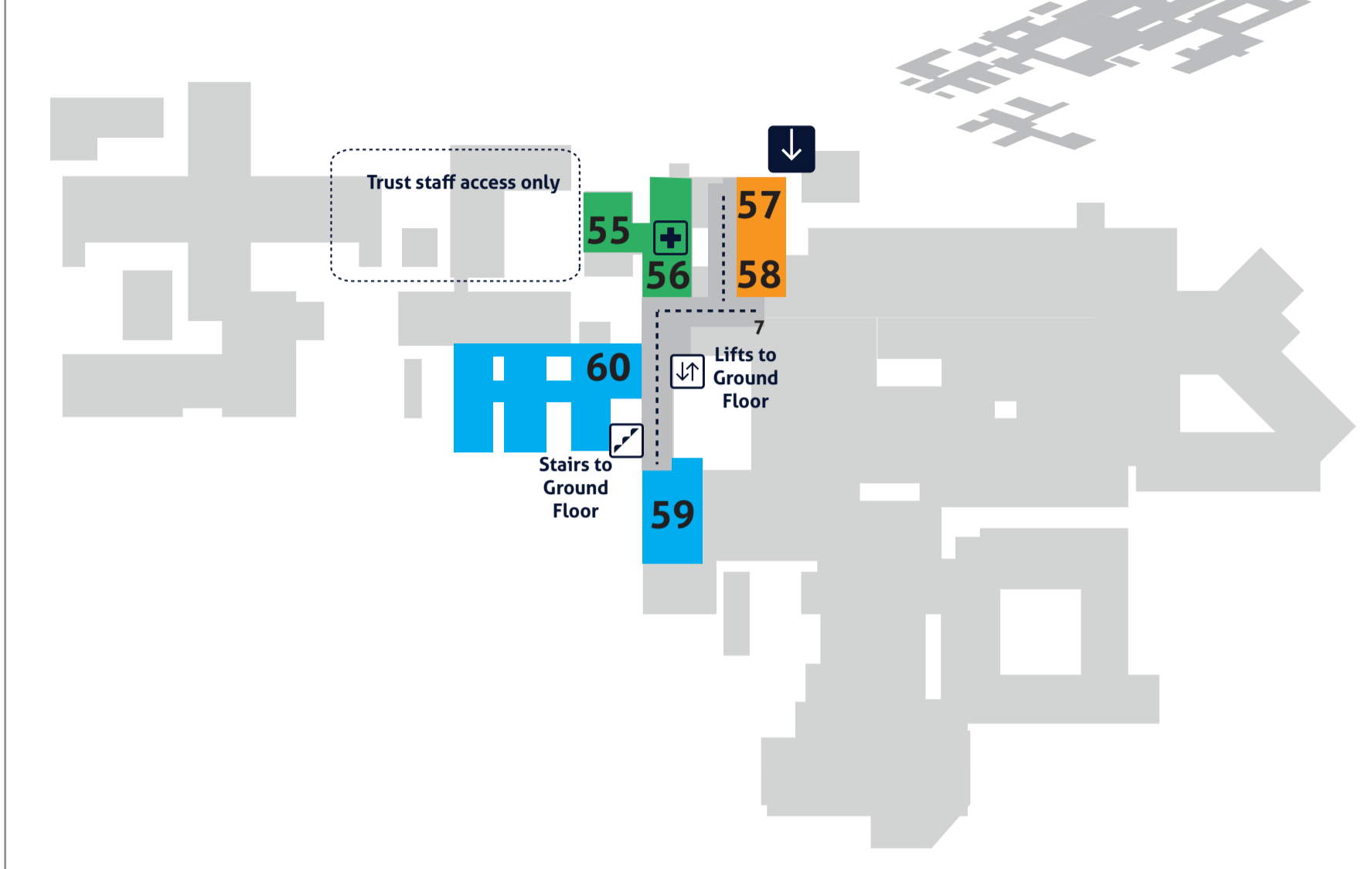
Key

- Lift
- Cafe
- Toilet
- Helipad
- Staff Entrance
- Parking Machine
- Corridor
- Chapel
- Pharmacy
- Stairs
- Bus
- Food
- Phone
- Entrance
- Disabled Parking
- Public Car Park
- You Are Here
- Cycle Shelter

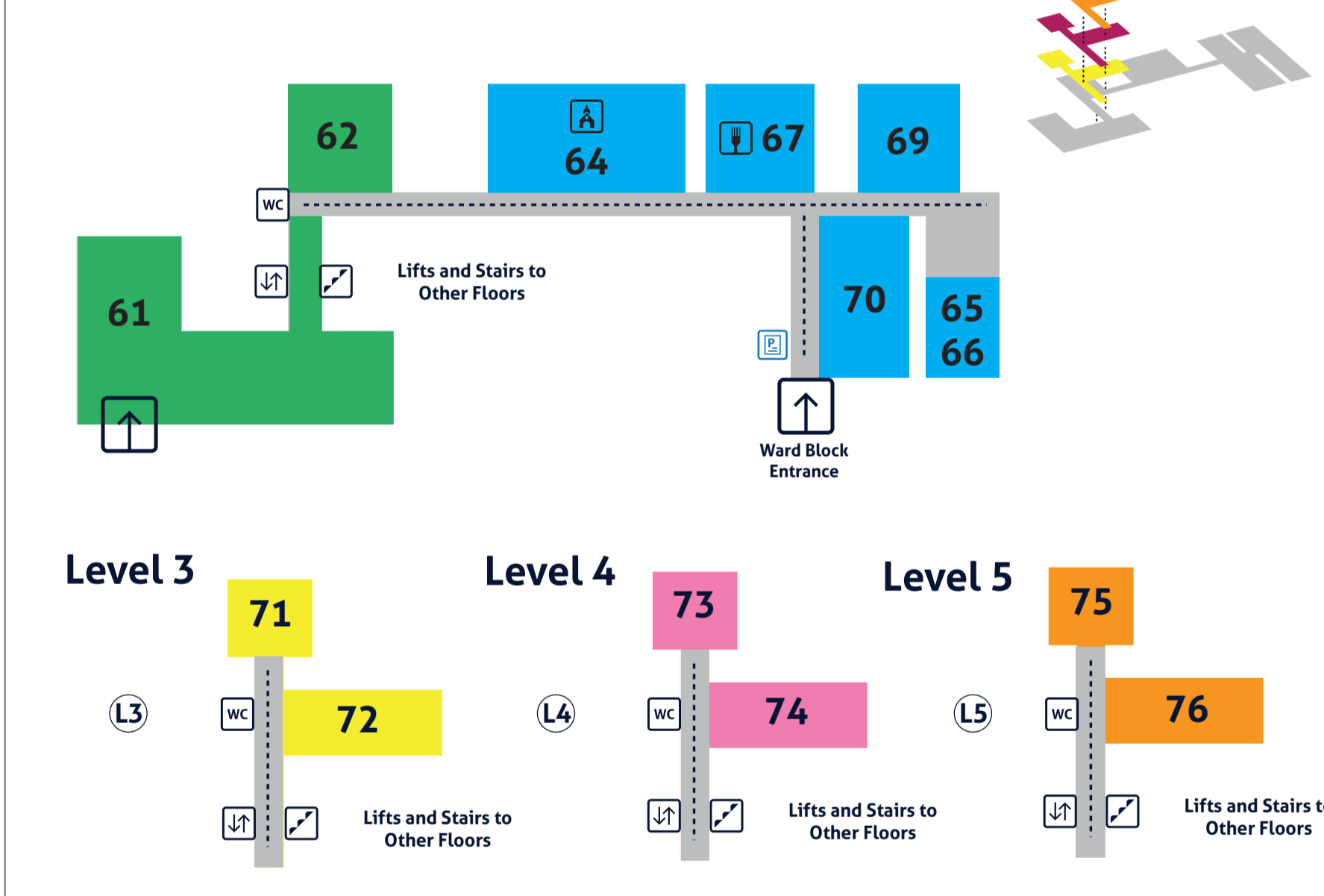
Level 1 (Outpatients Entrance Level) (L1)



Level B (Basement Level) (LB)



Level 2 (Wards Main Entrance Level) (L2)



A-Z

- | | | | | | | | |
|---|---|---|--|--|---|---|---|
| L2 Admissions Office (70) | L1 Children's Outpatients (7) | L1 Emergency Pregnancy Assessment Service (EPAS) (3) | L1 League of Friends Cafe (44) | L1 Ophthalmic Outpatients (78) | L1 Surgical Admissions Suite (23) | L5 Ward 23 (71) | L1 Ward 35 (Renal) (77) |
| L1 Antenatal Clinics (2) | L1 Clinics 1, 2, 3, and 4 (53) | L1 Endoscopy (24) | L2 League of Friends Shop & Cafe (67) | L2 PALS (Patient Advice & Liaison Service) (66) | L1 Surgical Ambulatory Care Clinic (37) | L3 Ward 24 (72) | L1 X-Ray (Imaging Department) (43) |
| L2 Bereavement Office (65) | LB Clinics 5, 6, 7 and 8 (60) | LB Exercise for Health Centre (57) | L2 Lingens Davies Centre (61) | L1 Pathology (10) | LB Swan Rooms Bereavement Suite (55) | L4 Ward 25 (73) | |
| L1 Breast Clinic (Clinic 12) (23) | L1 Clinical Decisions Unit (CDU) | L1 Eye Department Reception (8) | L1 Mail Room (21) | LB Pharmacy (56) | L1 Theatres (31) | L4 Ward 26 (74) | |
| L1 Café Seating (45) | L1 Clinical Trials (Clinic 9) (54) | L1 Fracture and Orthopaedic Clinic (15) | LB Male Changing Rooms (58) | L1 Plaster Room (43) | L2 Therapy Gym (69) | L5 Ward 27 (75) | |
| LB Cardiac Rehab/ Female Changing (58) | L1 Coffee City (16) | L2 Haematology/Lingens Davies (1) | LB Medical Admin (59) | L1 Radiotherapy (42) | L2 Transforming Care Innovation Suite (17) | L5 Ward 28 (76) | |
| L1 Cashiers/ General Office (52) | L1 DAART (13) | L1 HDU Visitors Waiting Area (28) | L1 Midwife-Led Unit (6) | L1 Reception (Treatment Centre) (25) | L1 Trust HQ (48) | L1 Ward 29 (75) | |
| L1 Cararact Suite (4) | L1 Day Surgery Unit (DSU) (26) | L1 HDU (High Dependency Unit) (30) | L1 MRI / CT Suite (58) | L1 Renal Unit (38) | L1 Waiting Area (General) (51) | L1 Ward 30 (75) | |
| L1 Catering (19) | L1 Discharge Lounge (14) | L1 Hummingbird (Diabetes) Centre (39) | L1 MRI and Mammography (22) | L1 Same Day Emergency Care Centre (SDEC) (56) | L1 Ward 21 (6) | L1 Ward 31 (75) | |
| L2 Chapel (64) | L1 Blood Tests and Shropdoc (9) | L1 ITU (Intensive Care Unit) (29) | L1 Mytton Restaurant (18) | L1 Stores (20) | L2 Ward 22 Acute Medical Floor (AMU) (62) | L1 Ward 32 (12) | |
| L2 Chemotherapy (41) | L1 Education Centre (1) | L1 League of Friends Cafe (24) | L1 Outpatients (50) | | | L1 Ward 33 SAU (Surgical Assessment Unit) (35) | |
| | | | | | | L1 Ward 34 SSS (Surgical Short Stay) (36) | |