

Children's Insights England and Wales dataset 2015-18

Specialist children's domestic abuse services



SafeLives

**Ending
domestic
abuse**

Contents

At a glance	1
Key findings	2
Service inputs	3
Child profile	4
Child outcomes	17

About this dataset

This data report forms part of a series of publications from SafeLives' Insights datasets. It contains 1,642 unique individual cases at intake and 1,459 matched cases at exit, drawn from 10 specialist children's domestic abuse services across England and Wales which used the SafeLives Children's Insights outcome measurement service between April 2015 and March 2018.

In 831 cases, the child or young person accessing support completed an 'About You' form when they started receiving support from the service, and 673 of these children and young people completed the same form when they left the service.

SafeLives runs the largest national database of domestic abuse cases in the UK. Our Insights database has records of more than 69,000 unique cases of adults experiencing domestic abuse from 2009 to date, and a further 3,617 unique cases of children in domestic abuse households from 2011 to date. These datasets give us an unparalleled overview of the national picture of domestic abuse.

We hope that everyone working to stop domestic abuse will be able to use this data to improve their services so that victims and families get the right help sooner.

At a glance

10 services

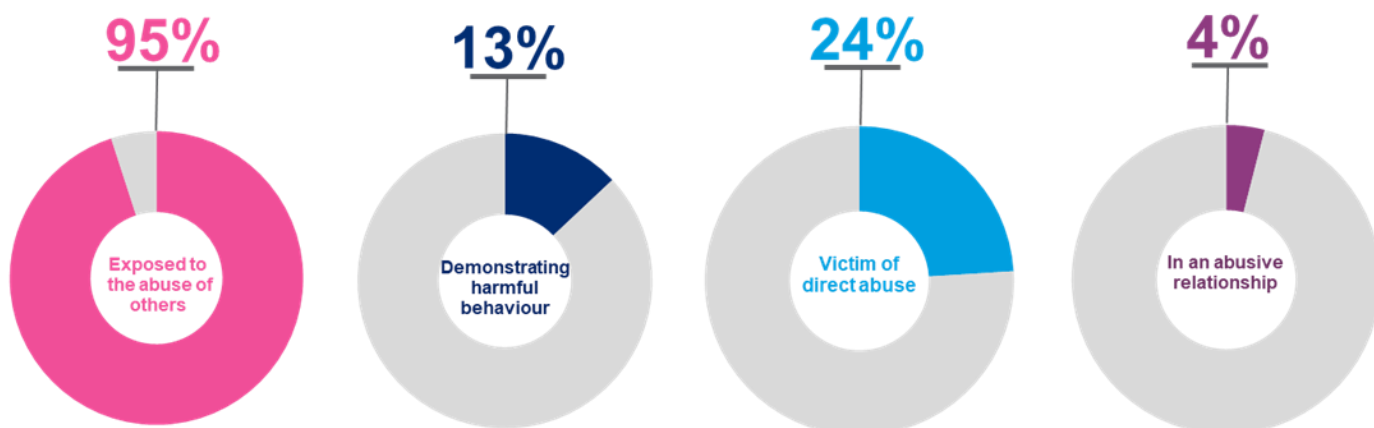
1,642 children entered services

1,459 cases closed



Location of the services in the dataset

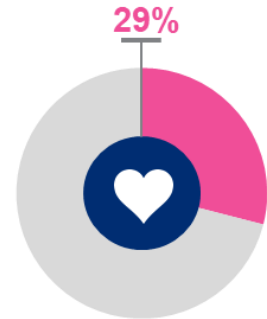
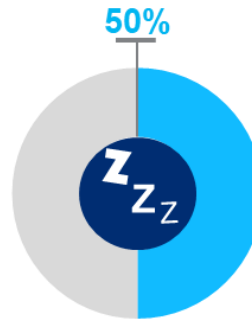
Experience of children and young people supported by services



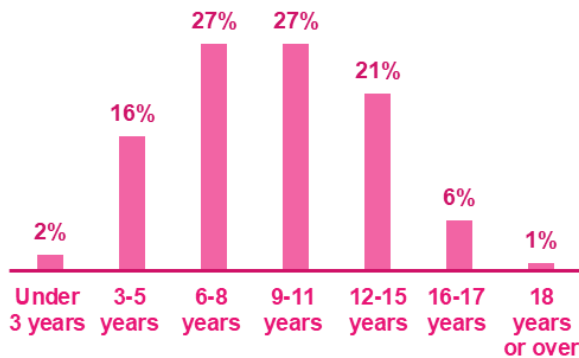
Key findings




Caseworkers had concerns for the **emotional wellbeing** of **92%** children and young people supported by the services



Half of children reported **difficulty sleeping**, and **almost a third** felt like the abuse was their fault

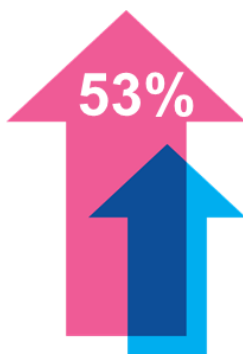


45% of children supported by specialist services were **under the age of 9**



In over half of cases, the abuse that children were exposed to was considered to be of **high severity**

Increase in **positive outcomes** after support from a specialist caseworker



"I can cope"



"I know how to keep myself safe"

Contact visits were identified as an opportunity for ongoing abuse for **23%** of children and young people supported by the services



Service inputs

Cases used in the analysis

Intake forms

1642

In the 3 years to April 2018, caseworkers submitted 1,740 intake forms for children entering children and young people's (CYP) services and 902 About You forms filled out from the perspective of the child. 76 intake forms and 50 About You forms were excluded from the dataset due to the child appearing twice. 22 Intake forms and 21 About You forms were excluded due to being completed incorrectly. These forms contain information about child demographics, and the characteristics of the abuse that children accessing CYP services are experiencing.

Exit forms

1459

Caseworkers submitted 1,530 exit forms and 720 About You forms for children leaving CYP services for the 3 years to April 2018. Of these 53 exit forms and 31 About You forms were excluded due to the child appearing more than once, and 18 Exit and 16 About You forms were excluded due to being completed incorrectly. These forms were then matched to their corresponding intake form to provide a picture of child's outcomes at the point of exit compared to intake. They also contain information about what interventions the child accessed.

Referrals

(Information captured at intake, n= 1,642)

Primary Referral Route	%	n
Criminal justice	1%	19
Housing	1%	17
Self/family referral	15%	241
Domestic or sexual violence service	22%	367
Perpetrator programme	0%	0
Marac	3%	43
Health	6%	91
Education	16%	264
Specialist CYPS	28%	464
Other	8%	136

Number of times child engaged	%	n
One	79%	1297
Two	6%	99
Three	1%	24
Four	1%	18
Five or more	2%	35

Socio-demographic description of child or young person accessing CYP services

(Information captured at intake, number of cases (n) = 1,642)

Demographic information at intake		n=1642	
Age of child	%	n	
Under 3 years old	2%	38	
3-5 years old	16%	256	
6-8 years old	27%	451	
9-11 years old	27%	438	
12-15 years old	21%	350	
16-17 years old	6%	93	
18 years or over	1%	16	
Average age of child (years)	10		
Gender of child	%	n	
Female	49%	803	
Male	51%	837	
Intersex	0%	1	
Don't know	0%	1	
Ethnicity	%	n	
White British or Irish	84%	1386	
Other white background	3%	42	
Asian	5%	83	
Arab	0%	6	
Black	2%	27	
Dual Heritage	5%	87	
Other	1%	9	
Don't know	0%	2	
Total black or minority ethnic (B&ME)	15%	254	
Interpreter/signer required	%	n	
Parent/carer	2%	29	
Child or young person	0%	2	

Normal residency arrangements	%	n
Mother	88%	1441
Father	18%	296
Step parent/partner	8%	125
Grandparent	3%	56
Other family member	1%	18
Foster parents	1%	19
Children's home	0%	2
Secure unit	0%	1
Other local authority placement	1%	9
Lives independently	1%	10
Other	0%	3
Don't know	0%	0

Other children	%	n
CYP living with other children	82%	1342
Missing	5%	86
Average no. of other children	2	

Contacts arrangements in place	%	n
Yes	41%	668
No	46%	762
Don't know	5%	83
Missing	8%	129

		n=668
Contact arrangements	%	n
Mother	17%	114
Father	85%	565
Step-parent/partner	4%	24
Grandparent	4%	29
Other family member	0%	2
Foster parents	0%	0
Other	0%	0
Don't know	0%	1

Child disability and complex needs	%	n
Physical	1%	21
Mental health disorder	2%	31
Learning	4%	67
Autism spectrum disorder	3%	52
ADHD	3%	51
Chronic physical illness	0%	3
Speech and language problems	2%	37
Other	3%	45

Child additional needs	%	n
Statement of SEN	5%	82
Pregnant	1%	10
Own children	0%	7
Police/criminal record	1%	12

Risks to the child

(Information captured at intake, n=1,642)

Child risks	%	n
CYP misuses alcohol	3%	53
CYP misuses legal/illegal drugs	3%	45
CYP is homeless	5%	82
CYP is a looked after child	3%	49
CYP in trouble with the police	4%	66
CYP exposed to crime in community	5%	77
CYP at risk of/experiencing HBV	1%	15
CYP at risk of/experiencing CSE	3%	57
CYP at risk of/experiencing FGM	0%	0
CYP at risk of/experiencing forced marriage	0%	5
CYP involved in a gang	0%	5
CYP has ever planned/attempted suicide	4%	60
CYP self harms	8%	130
CYP has depression/anxiety	21%	340
CYP has eating problems	8%	139
CYP has sleep problems	24%	391

Risk assessments completed for child	%	n
None	31%	508
Young people's version of the SafeLives Dash	3%	48
Average no. of ticks	12	
SafeLives Dash risk checklist	1%	25
Average no. of ticks	13	
Sexual exploitation risk assessment framework	1%	9
Child assessment framework	4%	64
Child risk assessment matrix	4%	67
Other	54%	884

Experience of abuse

(Information captured at intake, n= 1,642)

Section 1: Exposure to abuse

		n=1642
Child exposed to abuse	%	n
Yes	95%	1552
No	4%	69
Don't know	1%	19

		n=1552
Severity of abuse	%	n
High	51%	790
Moderate	35%	540
Standard	11%	167
Don't know	3%	44
Current	52%	813
Historic	46%	713

		n=1552	
Victim of abuse	%	n	
Father	6%	88	
Mother	96%	1493	
Mother's male partner	1%	15	
Mother's female partner	0%	1	
Father's female partner	1%	9	
Father's male partner	0%	0	
Grandparent	1%	9	
Sibling	12%	183	
Other family (adult)	1%	10	
Other family (minor)	1%	12	
Cases with multiple victims	16%	255	

		n=1552	
Perpetrator of abuse	%	n	
Father	75%	1160	
Mother	6%	94	
Mother's male partner	24%	377	
Mother's female partner	1%	9	
Father's female partner	0%	5	
Father's male partner	0%	4	
Grandparent	1%	11	
Sibling	3%	54	
Other family (adult)	2%	26	
Other family (minor)	0%	3	
Cases with multiple perpetrators	11%	180	

		n=1552	
Victimised party receiving support	%	n	
External statutory service	46%	713	
External voluntary service	29%	445	
Internal (linked to service supporting CYP)	24%	369	
None	16%	249	
Don't know	5%	76	

		n=1552	
Abusing party receiving support	%	n	
External statutory service	21%	329	
External voluntary service	7%	106	
Internal (linked to service supporting CYP)	3%	48	
None	26%	410	
Don't know	43%	675	

		n=1552	
Child's experience of abuse	%	n	
Often at home when abuse took place	95%	1472	
CYP is/was a direct witness to the abuse	87%	1356	
Contact visits opportunity for ongoing abuse	23%	361	
Directly involved in abuse of parent	6%	98	
CYP injured as a result of abuse of a parent	9%	147	
Non-abusing parent fearful of harm to child	29%	449	
CYP fearful of harm to self	38%	587	
CYP fearful of harm to parent	59%	912	
CYP tried to intervene to stop abuse	27%	422	
CYP called emergency services	7%	101	
CYP feels/felt to blame	22%	342	
CYP emotionally abused as result of abuse	67%	1044	
CYP subject to neglect as a result of abuse	23%	355	

Section 2: Direct victimisation by parent/family member

		n=1642	
Child is a direct victim of abuse	%	n	
Yes	24%	391	
No	70%	1155	
Don't know	6%	96	

n=391		
Perpetrator of abuse	%	n
Father	57%	224
Mother	12%	48
Mother's male partner	23%	89
Mother's female partner	1%	3
Father's female partner	2%	6
Father's male partner	1%	2
Grandparent	1%	3
Sibling	14%	53
Other family member (adult)	1%	4
Other family member (minor)	1%	2
Friend/peer (adult)	1%	2
Friend/peer (minor)	1%	5
Associate (adult)	1%	2
Associate (minor)	1%	2
Cases with multiple perpetrators	3%	45

n=391				
Type of abuse	Current	Historic	No	Don't know
Neglect	7%	21%	37%	21%
Emotional	39%	50%	2%	3%
Physical	21%	38%	19%	13%
Sexual	2%	6%	50%	25%

Section 3: Direct victimisation by intimate partner

n=1642		
Child is a victim of abuse from an intimate partner	%	n
Yes	4%	69
No	94%	1537
Don't know	2%	34

n=69		
Perpetrator of abuse	%	n
Boyfriend/partner	55%	38
Ex boyfriend/partner	32%	22
Girlfriend/partner	3%	2
Ex girlfriend/partner	0%	0

		n=69	
Sexual Orientation	%	n	
Heterosexual	88%	61	
Bisexual	1%	1	
Lesbian	0%	0	
Gay	0%	0	
Don't know/not disclosed	4%	3	

		n=69	
Abuse experienced	%	n	
Physical	83%	57	
Sexual	29%	20	
Harassment and stalking	71%	49	
Jealous and controlling behaviour	88%	61	

		n=69	
Severity of abuse	%	n	
Physical			
High	48%	33	
Moderate	25%	17	
Standard	10%	7	
None	6%	4	
Don't know	1%	1	
Sexual			
High	10%	7	
Moderate	16%	11	
Standard	3%	2	
None	42%	29	
Don't know	16%	11	
Harassment and stalking			
High	41%	28	
Moderate	26%	18	
Standard	4%	3	
None	13%	9	
Don't know	4%	3	
Jealous and controlling behaviour			
High	65%	45	
Moderate	19%	13	
Standard	4%	3	
None	3%	2	
Don't know	0%	0	

Is the abuse:		
Current (within the last three months)	72%	50
Historic	16%	11

Section 4: Harmful behaviour

n=1642		
Child demonstrating harmful behaviour	%	n
Yes	13%	211
No	84%	1374
Don't know	3%	57

n=211		
Harmful behaviour towards	%	n
Boyfriend/partner	3%	7
Girlfriend/partner	3%	6
Father	3%	7
Mother	58%	117
Mother's male partner	7%	14
Mother's female partner	1%	3
Father's female partner	0%	0
Father's male partner	0%	1
Grandparent	8%	16
Sibling	49%	98
Other family (adult)	1%	3
Other family (minor)	2%	4
Friend/peer (adult)	2%	5
Friend/peer (minor)	31%	63
Associate (adult)	0%	1
Associate (minor)	6%	13
Teacher or other professional	13%	26

n=211				
Type of harmful behaviour	Current	Historic	No	Don't know
Physical	71%	11%	8%	4%
Sexual	2%	1%	67%	8%
Harassment and stalking	3%	0%	66%	8%
Jealous and controlling behaviour	29%	2%	44%	7%

Safety and wellbeing

(Information captured at intake, n= 1,642)

Be healthy	No concern	Minor/ Moderate	Severe concern
Physical health	72%	24%	1%
Behavioural problems	38%	52%	8%
Emotional wellbeing	6%	79%	13%
Feel blame/responsibility	32%	49%	5%
Risk taking behaviour	55%	30%	5%
Social development & relationships	43%	47%	5%
School adjustment	46%	41%	4%

Staying safe	Strongly agree	Neutral	Strongly disagree
CYP safe from physical harm at home	60%	18%	19%
CYP safe from psychological harm at home	46%	24%	26%
CYP safe from harm outside home	40%	31%	20%
CYP knows how to get help	35%	26%	30%
CYP knows how to keep him/herself safe	32%	27%	31%

Enjoying and achieving	Strongly agree	Neutral	Strongly disagree
CYP has opportunity to engage with others	77%	11%	7%
Relationship with mother is warm/supportive	70%	16%	7%
Mother able to respond consistently	58%	20%	15%
Relationship with father is warm/supportive	17%	12%	34%
Father able to respond consistently	12%	12%	41%
CYP has positive relationships with others	76%	12%	3%
CYP attends education/training	82%	7%	6%
CYP is doing well with education/training	66%	16%	9%
CYP can form positive relationships	69%	18%	5%

Making a positive contribution	Strongly agree	Neutral	Strongly disagree
CYP has sense of control over their lives	40%	28%	20%
CYP has positive sense of self esteem	42%	29%	22%
CYP confident in themselves	46%	27%	19%
CYP feels valued at home	50%	26%	10%
CYP feels valued outside of the home	43%	31%	8%
CYP adaptable and can cope	33%	34%	19%

Circumstances at intake

(Information captured at intake, n= 1,642)

CYPS involvement at intake: overview	%	n
Caf completed prior to Intake	25%	409
Tac meeting prior to Intake	18%	288
CYP known to social services at intake	60%	986
Social services involvement with other CYP in household	42%	686

CYPS involvement at intake: type of involvement	Current	Historic
Concerns raised - no further action	8%	12%
Concerns raised - contacts/follow up	7%	8%
Initial assessment	7%	10%
S17 - Child in need	12%	8%
S47 - Child protection	22%	10%
S31 - Care or supervision order	2%	1%
Child protection plan	12%	5%

Other services involved with the family	%	n
Police	25%	308
Probation	5%	60
Cafcass	4%	54
Camhs	12%	141
Speech and language service	3%	38
School nurse	23%	273
Education welfare	26%	311
Educational pyschologist	3%	41
Children's centre	6%	73
Youth offending team	2%	24
Casp	0%	1
Family intervention project	13%	152
Troubled families team	8%	95
Youth service	1%	15
Other statutory	29%	347
Other voluntary	29%	353

About You Intake Data

831 About You forms were filled out from the perspective of the child at intake

Your safety	(Strongly) agree	Neutral	(Strongly) disagree
I feel safe at home	73%	14%	12%
I feel safe away from home	55%	24%	21%
I know how to get help	52%	24%	23%
I know how to keep myself safe	49%	29%	22%
I am afraid of getting hurt	38%	24%	38%
I am afraid of someone else getting hurt	48%	17%	34%

Your health	(Strongly) agree	Neutral	(Strongly) disagree
I feel physically healthy	83%	11%	5%
I find it difficult to sleep	50%	18%	32%
I often feel worried	42%	22%	35%
I am often unhappy	33%	24%	42%
I often feel angry	40%	26%	34%
I often get into trouble	26%	26%	48%
I find it difficult to control my emotions	41%	27%	31%
I feel like it's my fault	29%	27%	43%
I do things that I know are dangerous	13%	18%	68%

Enjoying and achieving	(Strongly) agree	Neutral	(Strongly) disagree
I get to do things I enjoy	82%	11%	4%
I have people I trust and can talk to	83%	11%	4%
I have a good relationship with my mum	82%	11%	5%
I have a good relationship with my dad	43%	19%	35%
I enjoy going to school/college/work	67%	16%	14%
I get on well with most people	78%	14%	6%
I have at least one good friend my age	90%	4%	3%
I am getting on well at school/work	75%	16%	7%

Making a contribution	(Strongly) agree	Neutral	(Strongly) disagree
I feel good about myself	71%	17%	10%
I know what I am good at	80%	12%	5%
I feel my opinion counts at home	55%	30%	13%
I feel my opinion counts away from home	51%	32%	13%
I feel positive when I think about the future	58%	28%	11%
I can achieve good things if I try hard	81%	13%	3%
I can cope	50%	28%	19%

Your safety	(Strongly) agree	Neutral	(Strongly) disagree
I hope to continue education/training	36%	9%	3%
I plan to earn my own living in the future	38%	8%	1%

Child outcomes

1459 Exit forms submitted during the reporting period (3 years to April 2018) were used in the analysis for this report. Cases have been matched with their corresponding Intake forms. Intake data reported here (T1) relates only to the cases with an Exit form (T2). The data provides a description of outcomes for the child at the point of exit from the service compared to intake.

Outcomes and profile of abuse at exit

(Information captured at exit, n=1459)

Case status at exit	%	n
Case closed	98%	1428
Case inactive	2%	31

Recipient of support	%	n
CYP	79%	1145
Parent	1%	21
CYP and Parent	17%	252

Number of contacts with child	Contacts with CYP	Contacts with parent
1-5	34%	10%
6-10	37%	4%
11-15	10%	2%
16-20	4%	1%
21-30	4%	1%
31-40	2%	0%
41-50	1%	0%
51-60	1%	0%
61-70	0%	0%
71-80	0%	0%
>80	1%	0%

Duration of contact	%	n
One off	8%	114
Up to 1 month	8%	115
1 - 3 months	38%	558
3 - 6 months	32%	465
6 - 9 months	7%	100
9 months - 1 year	4%	53
1 year - 18 months	3%	36
>18 months	1%	11
Average case length	3.2 months	

Areas of support	%	n
Safety planning	89%	1296
Marac	9%	124
Support with criminal justice process	6%	85
Financial/benefits advice support	3%	39
Support with CYP social care services	39%	563
Support with child contact	31%	449
Support with housing	13%	183
Support with education and employment	61%	895
Health advice and support	22%	315
Wellbeing advice and support	36%	521
Support with social and leisure activities	32%	463
Direct support of CYP	93%	1354
Access to multi-agency support	6%	90
Other	24%	348

Interventions accessed with caseworker in each area of support	Achieved for CYP	Achieved for parent
Safety planning		
Safety plan in place	83%	11%
Network of supportive adults informed	69%	9%
Mobile phone/alarm supplied	4%	3%
Other	2%	3%
Support with criminal justice process		
Support to give statement to police	1%	1%
Caseworker served as an 'appropriate adult'	1%	0%
Protective measures in place	4%	1%
Arrest of perpetrator	1%	0%
Pre-trial visit arrangement	1%	0%
Accompanied CYP to court	1%	0%
Criminal conviction and sentence	1%	0%
Other	1%	1%
Financial/benefits advice support		
Maternity grant/healthy start vouchers accessed	1%	1%
Other benefits or monetary support accessed	2%	4%
Other	1%	1%

Support with CYP social care services		
Caf completed	2%	0%
Involvement in Caf process	6%	1%
Tac initiated	1%	0%
Referral to CYP social care	8%	1%
Core assessment initiated/undertaken	2%	0%
S17 initiated/in place	9%	1%
S31 initiated/in place	1%	0%
S47 initiated in place	14%	1%
Other	8%	4%
Support with child contact		
Safety issues relating to contact addressed	29%	6%
Child contact arrangements in place	8%	2%
Civil orders in relation to CYP granted/in place	1%	1%
Other	2%	1%
Support with housing		
House/re-housed in area	3%	1%
House/re-housed outside area	3%	2%
Sanctuary	0%	0%
Perpetrator evicted	1%	1%
Refuge	5%	4%
Other	4%	2%
Support with education and employment		
Liaison with school/nursery	59%	8%
Access to education/nursery provision	6%	0%
School uniform obtained	4%	0%
Free school meals in place	4%	0%
Change of school implemented/in progress	4%	0%
Engagement with speech and language services	1%	0%
Engagement with educational welfare services	7%	0%
Engagement with educational psychologist	2%	0%
Engaging with further education	1%	0%
Access to vocational training	1%	0%
Support with finding employment	1%	0%
Making use of Job Centre/Connexions/employment and training	1%	0%

Health advice and support		
Referral to Camhs	3%	0%
Engagement with Camhs	4%	0%
Engagement with other health services to support CYP	6%	1%
Access to health visitor	4%	2%
Access to midwife	0%	0%
Engagement with drug services	0%	0%
Engagement with alcohol services	0%	0%
CYP accessing counselling	7%	1%
Other	5%	3%
Wellbeing advice and support		
Access to children's centre	7%	2%
Improved support network	32%	5%
Engagement with Connexions/other youth service	1%	0%
Caring duties addressed	5%	2%
Access to parenting programmes	1%	5%
Access to parent support programme	0%	1%
Engagement with perpetrator programme	0%	1%
Other	2%	2%
Support with social and leisure activities		
Support to access social or leisure activities	24%	4%
Informal play sessions in refuge	6%	1%
Agency outings accessed	14%	3%
Engagement with Casp	1%	0%
Other	2%	0%
Direct support of CYP		
121 support sessions delivered	84%	11%
Internal group work programme accessed	18%	2%
External group work programme accessed	2%	0%
Attendance at drop-in group	7%	1%
Understanding of abusive behaviour addressed	66%	7%
Self esteem issues addressed	67%	5%
Management of emotions addressed	76%	5%
Coping strategies addressed	74%	6%
Constructive styles of conflict resolution addressed	52%	6%
Feelings of blame for causing abuse addressed	52%	4%
Feelings of responsibility addressed	50%	3%
Understanding of healthy relationships addressed	71%	6%
Other	27%	2%

Access to multi agency support		
Engagement with family intervention project	4%	1%
Other	3%	1%
Other		
Access to transport/material goods	9%	4%
Engagement with another statutory agency	14%	6%
Engagement with another voluntary agency	10%	5%

Experience of abuse recorded at exit (Information captured at exit, n= 1,459)

Section 1: Exposure to abuse

Child exposed to abuse in last month	%	n
Yes	35%	514
No	59%	863
Don't know	4%	52

Level of abuse	n=514	
	%	n
Severe	41%	209
Moderate	34%	173
Standard	22%	114
Don't know	3%	15

Section 2: Direct victimisation by parent/family member

Child is victim of abuse in last month	%	n
Yes	6%	86
No	83%	1216
Don't know	2%	33

Type of abuse	n=86	
	%	n
Neglect	30%	26
Emotional	74%	64
Physical	56%	48
Sexual	10%	9

Section 3: Direct victimisation by intimate partner

Child is victim of abuse in last month	%	n
Yes	2%	31
No	87%	1273
Don't know	2%	24

Type of abuse	n=31	
	%	n
Physical	52%	16
Sexual	13%	4
Harassment and stalking	58%	18
Jealous and controlling behaviour	84%	26

Severity of abuse	n=31	
	%	n
Physical		
High	29%	9
Moderate	13%	4
Standard	10%	3
None	39%	12
Don't know	6%	2
Sexual		
High	3%	1
Moderate	6%	2
Standard	3%	1
None	65%	20
Don't know	19%	6
Harassment and stalking		
High	19%	6
Moderate	13%	4
Standard	26%	8
None	23%	7
Don't know	16%	5
Jealous and controlling behaviour		
High	45%	14
Moderate	16%	5
Standard	23%	7
None	13%	4
Don't know	3%	1

Section 4: Harmful behaviour

Child is victim of abuse in last month	%	n
Yes	7%	99
No	83%	1207
Don't know	2%	32

Type of harmful behaviour	n=99	
	%	n
Physical	79%	78
Sexual	4%	4
Harassment and stalking	4%	4
Jealous and controlling	36%	36

Safety and Wellbeing

(Information captured at exit, n=1,459)

Child risks	T1	T2
CYP misuses alcohol	2%	2%
CYP misuses legal/illegal drugs	2%	2%
CYP is homeless	5%	3%
CYP exposed to violence etc. in community	6%	3%
CYP at risk of/experiencing HBV	1%	1%
CYP at risk of/experiencing CSE	4%	3%
CYP at risk of/experiencing FGM	0%	0%
CYP at risk of/experience forced marriage	0%	0%
CYP involved in a gang	0%	0%
CYP self harms	6%	3%
CYP has depression/anxiety	18%	12%
CYP has eating problems	7%	4%
CYP has sleep problems	22%	14%

Be Healthy	No concern		Minor/ Moderate		Severe concern	
	T1	T2	T1	T2	T1	T2
	Physical health	74%	84%	23%	14%	1%
Behavioural problems	39%	58%	51%	37%	8%	3%
Emotional wellbeing	7%	32%	79%	61%	13%	5%
Feelings of blame	33%	65%	48%	28%	4%	1%
Risk taking behaviour	56%	71%	29%	22%	4%	2%
Social development & relationships	44%	63%	46%	33%	5%	2%
School adjustment	47%	66%	40%	26%	5%	2%

Staying safe	(Strongly) agree		Neutral		(Strongly) disagree	
	T1	T2	T1	T2	T1	T2

CYP is safe from physical harm at home	61%	81%	19%	9%	17%	6%
CYP safe from psychological harm at home	46%	68%	26%	18%	24%	9%
CYP is safe from harm outside home	38%	64%	34%	22%	19%	8%
CYP knows how to get help	35%	87%	27%	5%	29%	1%
CYP knows how to keep him/herself safe	32%	86%	28%	6%	30%	1%

Enjoying and achieving

	T1	T2	T1	T2	T1	T2
CYP has opportunity to engage with others	77%	91%	11%	4%	6%	2%
Mothers relationship with CYP is supportive	70%	78%	16%	10%	7%	6%
Mother is able to respond consistently	58%	65%	20%	16%	14%	13%
Fathers relationship with CYP is supportive	17%	26%	12%	12%	31%	25%
Father is able to respond consistently	12%	17%	12%	14%	38%	30%
CYP has positive relationships with others	78%	89%	12%	6%	2%	1%
CYP regularly attends education/training	82%	86%	6%	5%	7%	4%
CYP is doing well with education/training	66%	78%	16%	10%	9%	5%
CYP is able to form positive relationships	68%	84%	18%	10%	6%	3%

Making a positive

	T1	T2	T1	T2	T1	T2
CYP has sense of control over their lives	41%	68%	29%	17%	18%	10%
CYP has positive sense of self esteem	43%	72%	30%	16%	20%	8%
CYP confident in themselves	48%	75%	27%	14%	17%	7%
CYP feels valued at home	51%	71%	26%	16%	9%	5%
CYP feels valued outside of the home	44%	68%	31%	19%	8%	4%
CYP is adaptable and can cope	33%	63%	36%	25%	19%	8%

About You Exit data

673 About You Exit forms were filled out from the perspective of the child. The About You Exit forms (T2)

Your safety						
	(Strongly) agree		Neither		(Strongly) disagree	
	T1	T2	T1	T2	T1	T2
I feel safe at home	75%	95%	13%	4%	12%	0%
I feel safe away from home	53%	81%	25%	13%	21%	5%
I know how to get help	47%	95%	25%	4%	27%	1%
I know how to keep myself safe	45%	94%	28%	5%	27%	1%
I am afraid of getting hurt	39%	13%	26%	20%	35%	66%
I am afraid of someone else getting hurt	47%	18%	21%	22%	32%	59%

Your health						
	(Strongly) agree		Neither		(Strongly) disagree	
	T1	T2	T1	T2	T1	T2
I feel physically healthy	83%	92%	12%	6%	5%	2%
I find it difficult to sleep	48%	27%	19%	17%	33%	55%
I often feel worried	42%	11%	22%	24%	35%	63%
I am often unhappy	33%	7%	25%	22%	42%	69%
I often feel angry	40%	13%	26%	29%	33%	57%
I often get into trouble	27%	11%	25%	22%	47%	66%
I find it difficult to control my emotions	42%	13%	26%	25%	31%	61%
I feel like it's my fault	29%	8%	29%	18%	42%	73%
I do things that I know are dangerous	13%	4%	19%	13%	68%	82%

Enjoying and achieving						
	(Strongly) agree		Neither		(Strongly) disagree	
	T1	T2	T1	T2	T1	T2
I get to do things I enjoy	83%	94%	12%	4%	3%	1%
I have people I trust and can talk to	84%	96%	12%	2%	3%	0%
I have a good relationship with my mum	85%	91%	9%	6%	5%	3%
I have a good relationship with my dad	45%	49%	18%	17%	35%	32%
I enjoy going to school/college/work	70%	79%	16%	13%	12%	7%
I get on well with most people	79%	88%	14%	9%	5%	2%
I have at least one good friend my age	91%	95%	5%	3%	3%	1%
I am getting on well at school/work	76%	85%	16%	11%	7%	3%

Making a contribution						
	(Strongly) agree		Neither		(Strongly) disagree	
	T1	T2	T1	T2	T1	T2
I feel good about myself	72%	88%	18%	9%	10%	3%
I know what I am good at	81%	91%	13%	7%	4%	1%
I feel my opinion counts at home	57%	76%	30%	19%	12%	5%
I feel my opinion counts away from home	53%	70%	33%	24%	12%	5%
I feel positive when I think about the future	58%	83%	31%	13%	10%	3%
I can achieve good things if I try hard	81%	91%	16%	7%	3%	1%
I can cope	49%	75%	30%	21%	19%	3%

Thinking about the future						
	(Strongly) agree		Neither		(Strongly) disagree	
	T1	T2	T1	T2	T1	T2
I hope to go to continue education/training	34%	43%	9%	5%	2%	2%
I plan to earn my own living in the future	34%	42%	9%	5%	1%	1%